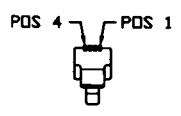
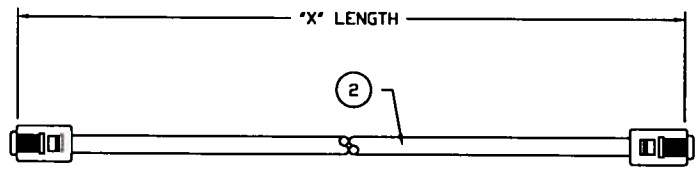
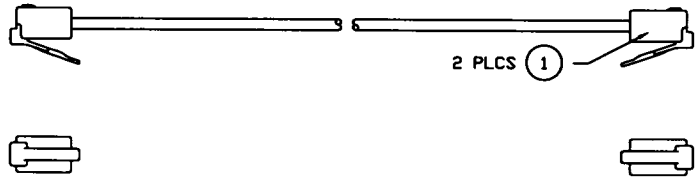


THESE DRAWINGS AND SPECIFICATIONS ARE THE SOLE PROPERTY OF I/O INTERCONNECT INC., U.S.A. AND SHALL NOT BE REPRODUCED, COPIED, OR USED IN ANY MANNER WITHOUT THE PRIOR WRITTEN CONSENT OF I/O INTERCONNECT INC. OR ITS AFFILIATED SUBSIDIARIES.

DWG. NO.	ZONE	REV.	DESCRIPTION	DATE	APPROVED
XX4-510-D		C	ECN C285	09/18/01	K.C
		D	ADD NOTE & CHANGE P/N TO ROHS COMPLIANT PER ECN D828	04/22/05	M.G.

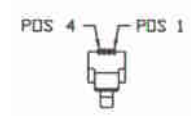


P1



2 PLCS 1

P2



WIRE DIAGRAM

	P1		P2
1	BLACK	4	
2	RED	3	
3	GREEN	2	
4	YELLOW	1	

NOTES: UNLESS OTHERWISE SPECIFIED.

- CABLE TO BE BUNDLED AND TWIST TIED.
- TEST CABLE FOR ALL OPENS & SHORTS.
- PACKAGE CABLE ASSEMBLY INDIVIDUALLY IN PLASTIC BAG. PACKAGE INDIVIDUAL BAG PER LOT NUMBER QUANTITIES.
- MARK OUTSIDE OF SHIPPING BOX WITH DIGI-KEY PART NUMBER.
- PLACE BAR CODE LABEL ON THE OUTSIDE OF EACH SHIPPING BOX LABEL DETAIL SEE DWG 090-990-001
- ALL METRICAL SHOULD BE ROHS COMPLIANT.

T.B.D.	GLF-444-254-510-D	250 FT ± 4.0 IN 7.62 M ± 101.6 MM
H1443-14-ND	GLF-444-144-510-D	14.0 FT ± 3.0 IN 4.27 M ± 76.2 MM
H1443-07-ND	GLF-444-074-510-D	7.0 FT ± 2.0 IN 2.13 M ± 50.8 MM
PART NUMBER DIGI-KEY	PART NUMBER I/O INTERCONNECT	LENGTH "X"

THIRD ANGLE PROJECTION



I/O INTERCONNECT
SANTA ANA, CALIFORNIA

DR. BY JERRY BA	DATE 04/21/05	TITLE 4P4C MODULAR, STANDARD STYLE, SILVER SATIN, CABLE ASSEMBLY P/N HI443-XX-ND
DR. CHECKED		PART NO: GLF-444-XX4-510-D
REV.		DWG NO: GLF-444-XX4-510-D
DATE/SCALE		CUSTOMER: DIGI KEY
REV. D		SCALE: NONE
		SHEET 1 OF 1

UNLESS OTHERWISE NOTED:
1) DIMENSIONS ARE IN INCHES (MILLIMETER)
2) TOLERANCES:
X.XX ± 0.25 (6.35)

ITEM	QTY	MFG.	IOI PART NO.	DESCRIPTION
2	"X"	IOI	GLF-120-410-000	MODULAR CABLE, 26 AWG (7/34) BARE COPPER, 4 CONDUCTOR, UNSHIELDED, SILVER SATIN PVC. ROHS COMPLIANT.
1	2 PCS	IOI	GLF-325-441-50X	CONNECTOR, MODULAR PLUG, 4 POSITION, 4 CONDUCTOR, 50u" Au, FLAT TYPE EXIT. ROHS COMPLIANT.

CABLE ASSEMBLY PARTS LIST